



High Street, Banstead, Surrey SM7 2NL  
£1,200 PCM

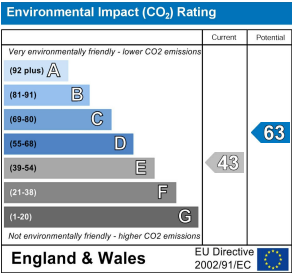
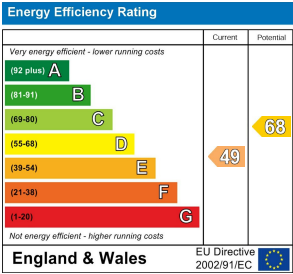


**WILLIAMS  
HARLOW**





WILLIAMS HARLOW ARE BRINGING THIS CONVENIENTLY LOCATED TWO BEDROOM APARTMENT TO THE MARKET. A very spacious 2 double bedroom, 2 reception apartment is offered in very good decorative condition throughout and is centrally located in Banstead Village. This quiet second floor apartment also provides a modern fitted kitchen and good size family bathroom. Further benefits include full double glazing, gas central heating and secure phone entry. Available early August on an unfurnished basis.



A second floor two double bedroom,two reception apartment offered in good condition located in Banstead Village High Street with modern fitted kitchen and bathroom, lounge, fully double glazed, fully central heated. Available Immediately.

### COMMUNAL ENTRANCE

Accessed from the High Street with stairs leading to:

### SECOND FLOOR

### PRIVATE FRONT DOOR

Giving access to:

### ENTRANCE HALL

Security entry phone, storage cupboard, radiator and laminate wood flooring.

### LOUNGE

4.11 x 3.07 (13'6" x 10'1")

Front aspect double glazed window, coving, picture rail and radiator.

### KITCHEN

3.05 x 2.34 (10'0" x 7'8")

Rear aspect double glazed window and door to secondary/fire security staircase. Single drainer sink unit with range of wall and base units. Work surface with inset four ring electric hob and extractor above and oven below. Fridge/freezer, washing machine, wall mounted gas boiler and part tiled walls.

### DOUBLE BEDROOM ONE

3.73 x 3.20 (12'3" x 10'6")

Front aspect double glazed window, picture rail, fitted wardrobes and radiator.

### DOUBLE BEDROOM TWO

3.58 x 2.49 (11'9" x 8'2")

Rear aspect double glazed window, picture rail, storage cupboard and radiator.

### STUDY

2.95 x 2.18 (9'8" x 7'2")

Rear aspect glazed window, picture rail and radiator.

### FAMILY BATHROOM

2.46 x 2.29 (8'1" x 7'6")

Dual aspect with double glazed window to side and rear. Panel enclosed bath with mixer tap and shower attachment. Pedestal wash hand basin, low level WC, storage cupboard, part tiled walls and radiator.

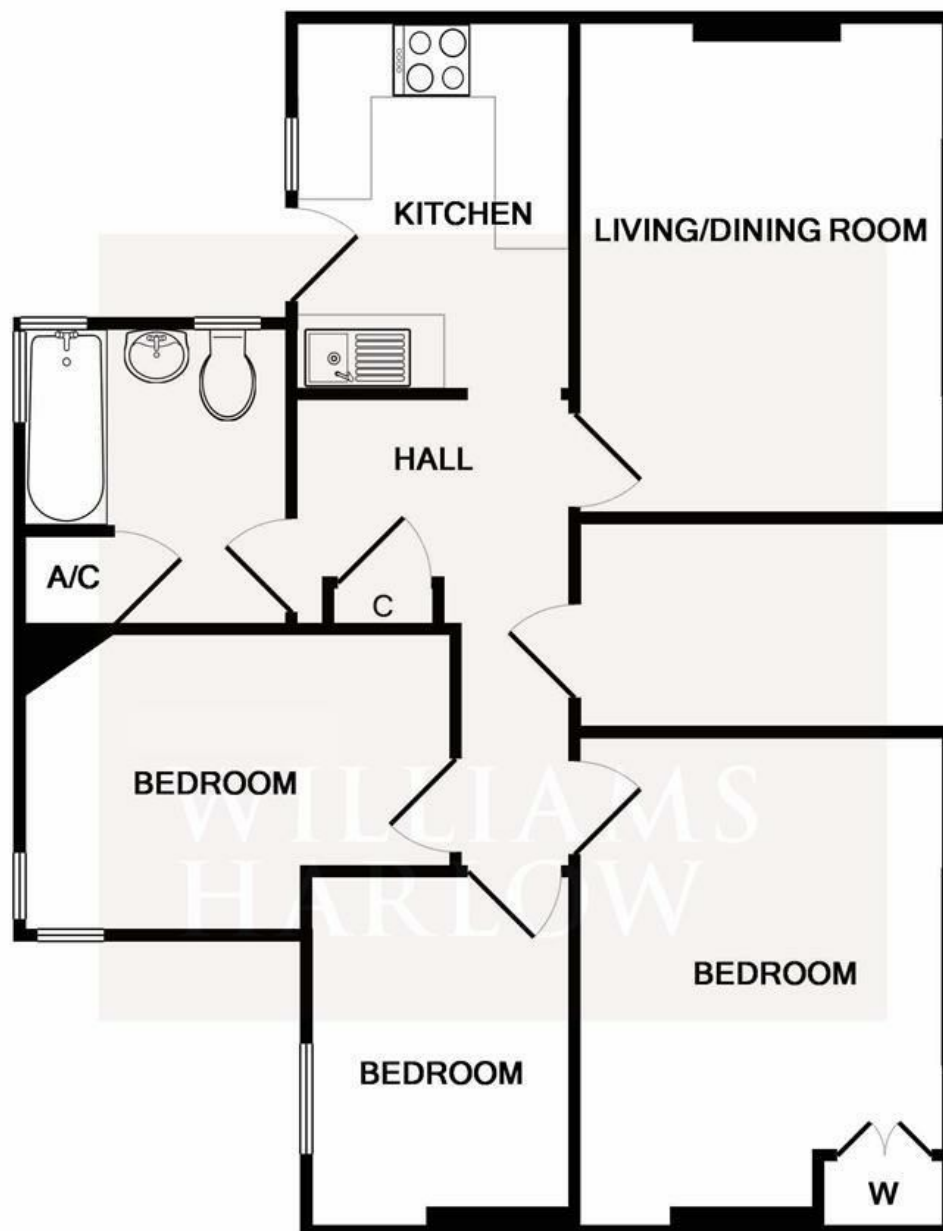
### COUNCIL TAX

Council Tax Band C (£1,790.66) 2020/21



Banstead Office  
Call: 01737 370022  
31 High Street, Banstead, Surrey,  
SM7 2NH

[lettings@williamsharlow.co.uk](mailto:lettings@williamsharlow.co.uk)  
[www.williamsharlow.co.uk](http://www.williamsharlow.co.uk)



This plan is for layout guidance only. Not drawn to scale unless stated. Windows and door openings are approximate. Whilst care is taken in the preparation of this plan, please check all dimensions, shapes before making decisions reliant upon them. KEY: C = CUPBOARD FW = FITTED WARDROBE

**WILLIAMS  
HARLOW**